




Excelcomindo SAP Security




Jakarta, 03 September 2007



Goals:




- Understand SAP Security Concept.
- Use Profile Generator.
- Maintain user account.
- Maintain user profile.





Contents




Chapter 1 SAP Security/Authorization Concept.

Chapter 2 Profile Generator.

Chapter 3 SAP user Maintenance.

Chapter 4 System Parameter relation to Security.

Conclusion





I. SAP Security/Authorization Concept

Contents:

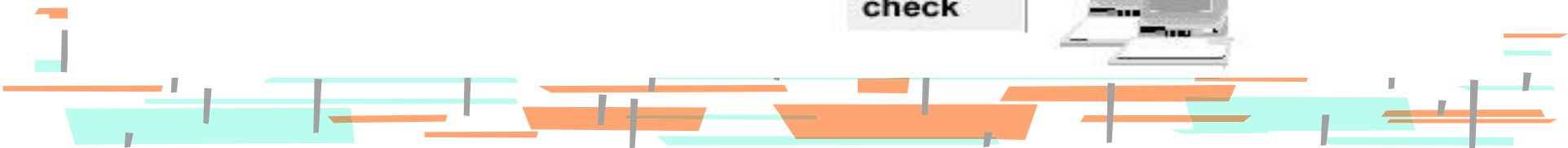
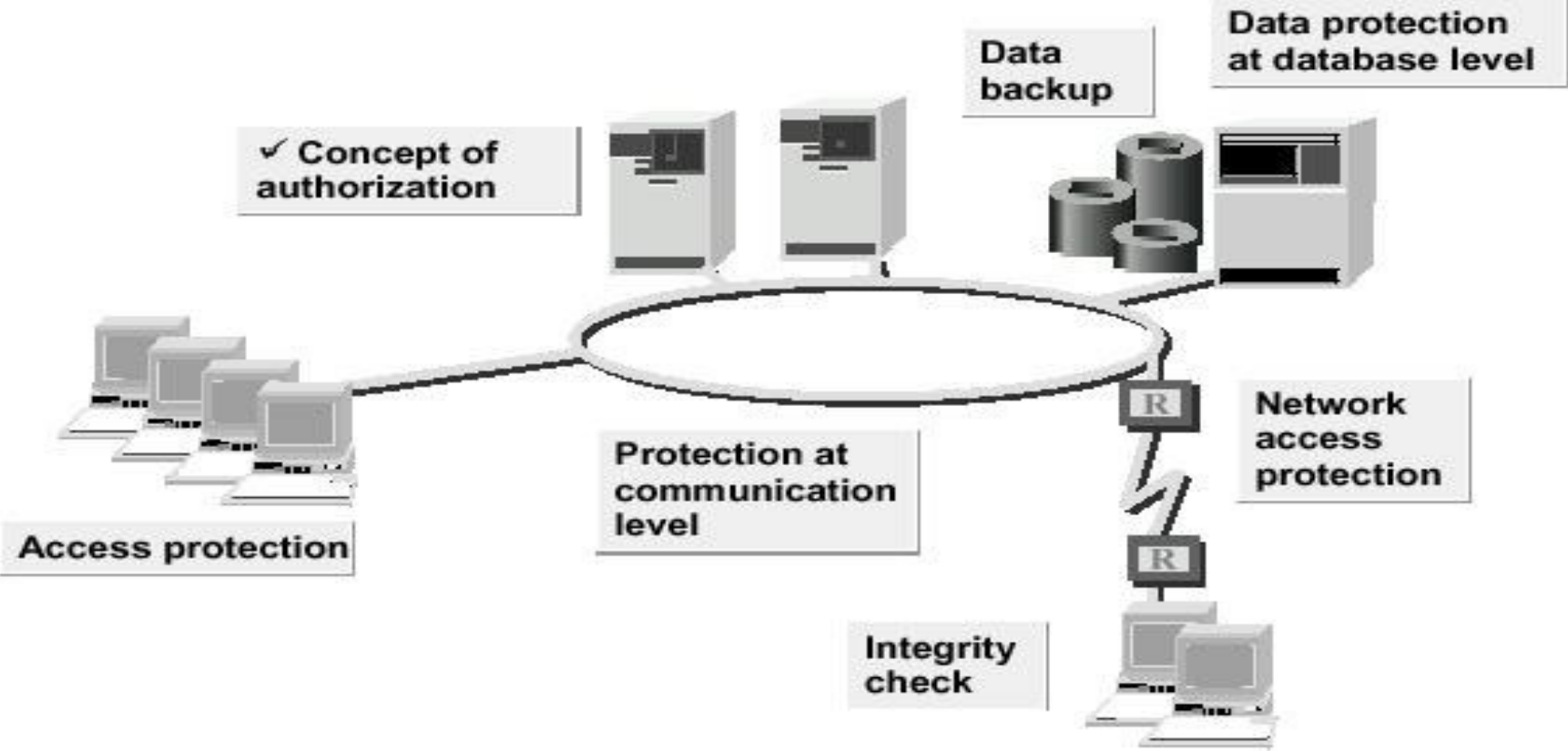
- SAP Security Concept
- Authorization Concept

Objectives:

- Understand the concept of authorization profiles
- Understand the concept of authorizations
- Understand Activity Groups.

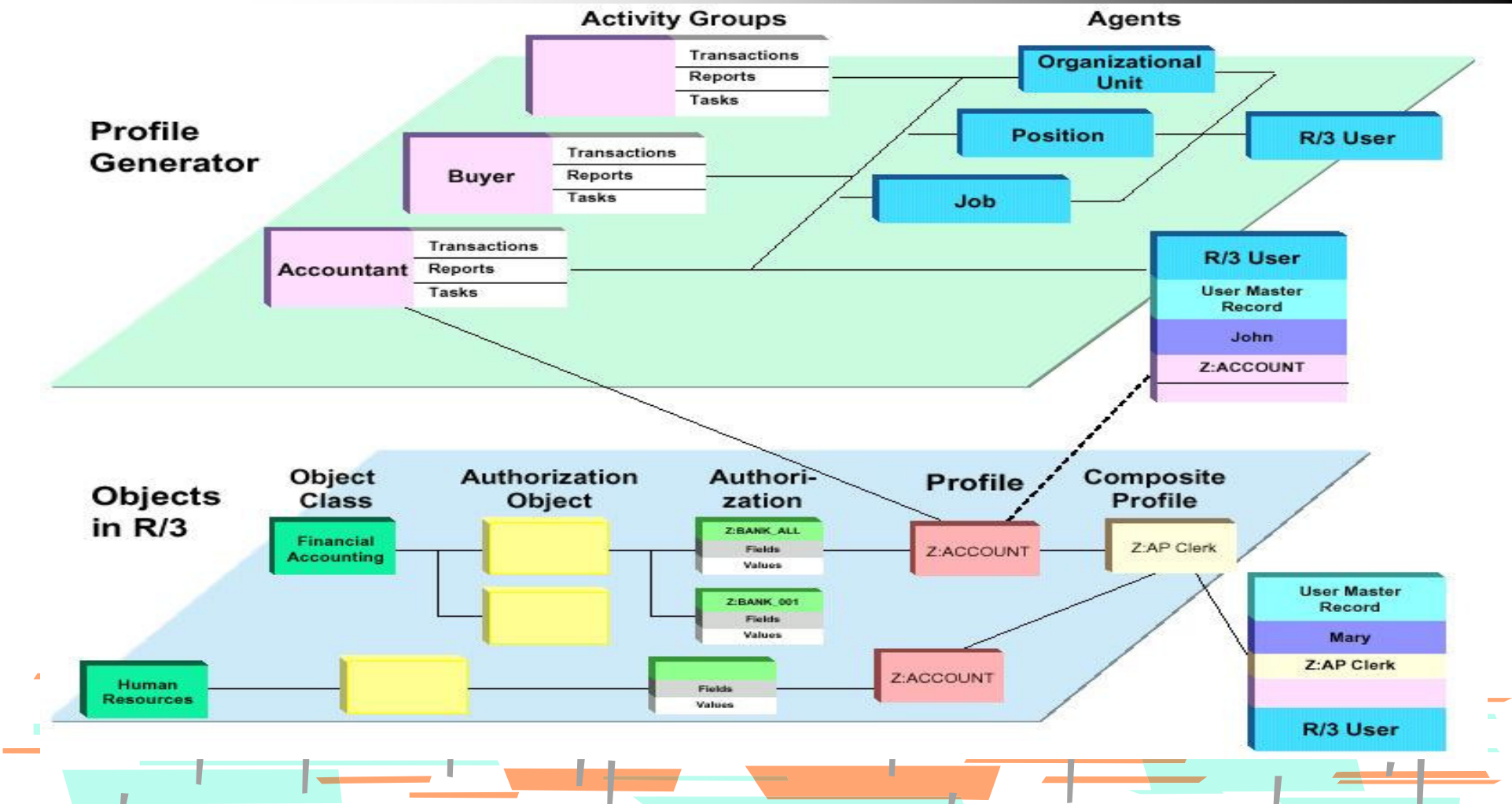


SAP Security Concept



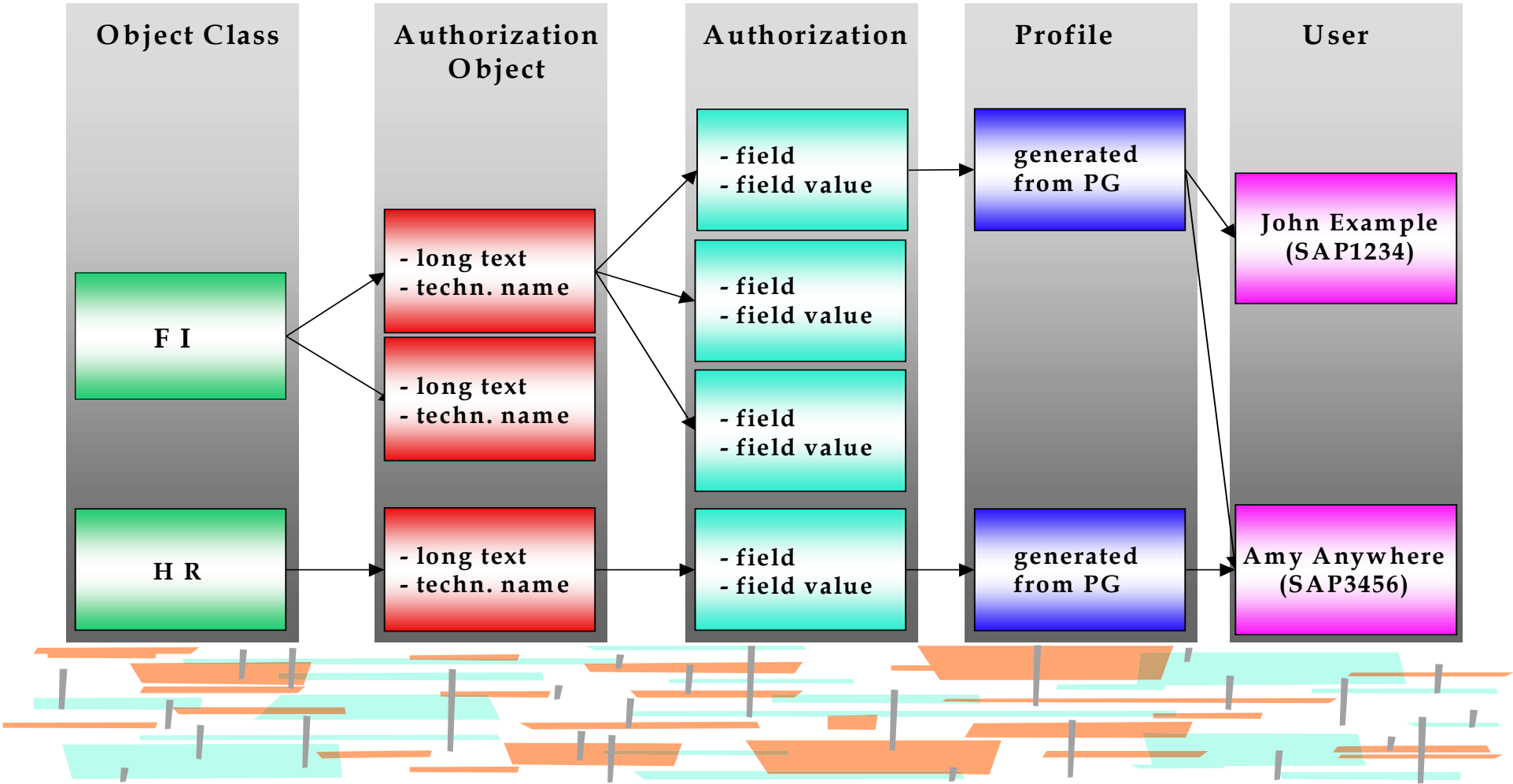


Authorization Concept





Authorization Concept (2)





An Authorization Profile

contains a group of authorizations, that is, a group of access privileges.

Profiles

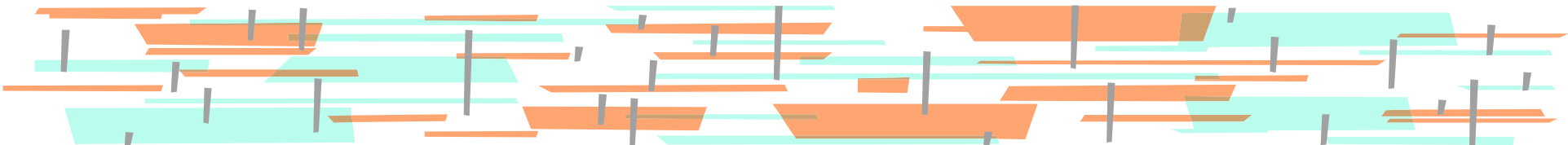
are assigned to users in the user master records. A profile could represent a simple job position since it defines the tasks for which a user has access privileges.

Activity Groups

form a set of tasks or activities that can be performed in the system, such as running programs, transactions and other functions that generally represent job roles.

An Authorization Object

identifies an element or object within the SAP system which needs to be protected. An authorization can contain a maximum of 10 authorization fields.






II. Profile Generator

Contents:

- Working With Profile Generator
- Creating Activity Groups

Objectives:

- Understand how to use Profile Generator
- Understand how to make Activity Groups.





Creating Activity Group

Menu:

A SAP Tools Available since 3.0F that aids in facilitating the management of user authorizations and profiles. *Tools* → *Administration* → *User Maintenance* → *Act. Groups* or alternatively PFCG in the command field.

The basic steps are:

- Create the activity group.
- Select the transactions from the menu.
- Complete the authorizations for chosen activities.
- Generate the profiles.
- Assign the profiles to users.




III. SAP Users/Profiles Maintenance

Contents:

- Create/Delete Users
- Create/Change User Profiles
- Tracing Authorization

Objectives:

- Understand how to maintain user account
- Understand how to trace authorization problems






Create/Delete Users

Menu:

Tools → Administration → Maintain User → Users or alternatively
SU01 in the command field.






Create/Change User Profiles

Menu:

*Tools → Administration → Maintain User → Profile or
alternatively SU02 in the command field.*






Tracing Authorization

Two methods are available:

- ◉ *Using System Trace (ST01), more general purpose tools.*
- ◉ *Using transaction SU53, more specific for authorization error.*






IV. System Parameter related to Security

Content:

- Technical Parameters Setting related to security.

Objectives:

- Understand how to set up security parameter setting.





Technical Parameter

login/min_password_lng:

minimum length of a password.

login/password_expiration_time:

number of days after which a password must be changed.

rdisp/gui_auto_logout :

to activate automatic log off.

login/fails_to_session_end :

specifies the number of times that a user can enter an incorrect

login/fails_to_user_lock:

specifies the number of times that a user can enter an incorrect password before the system locks the user against further logon attempts.



Q & A

